

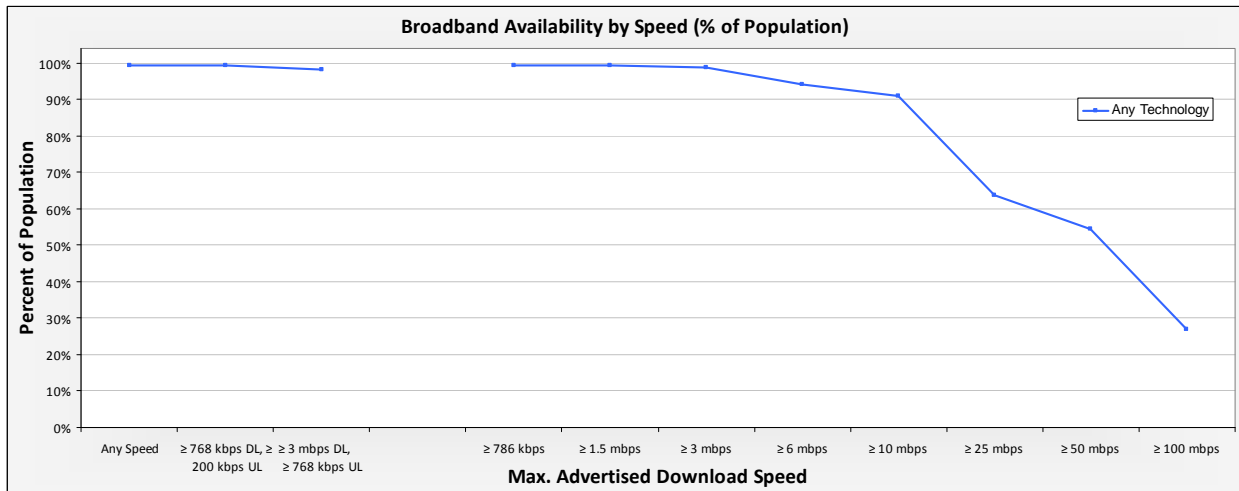
## Report Description:

This report illustrates the percent of population with reported access to broadband speeds by technology type.

- Data as of June 2011, Report published February 2012

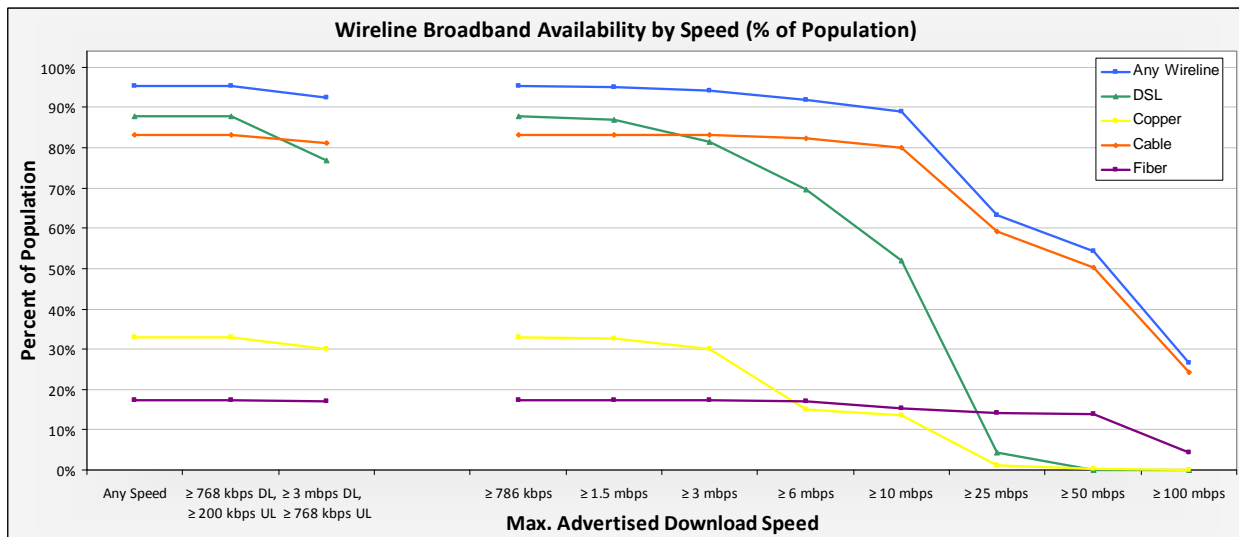
## Graph: Any Technology

This graph illustrates the percent of population nationwide with access to any technology, by speed tier.



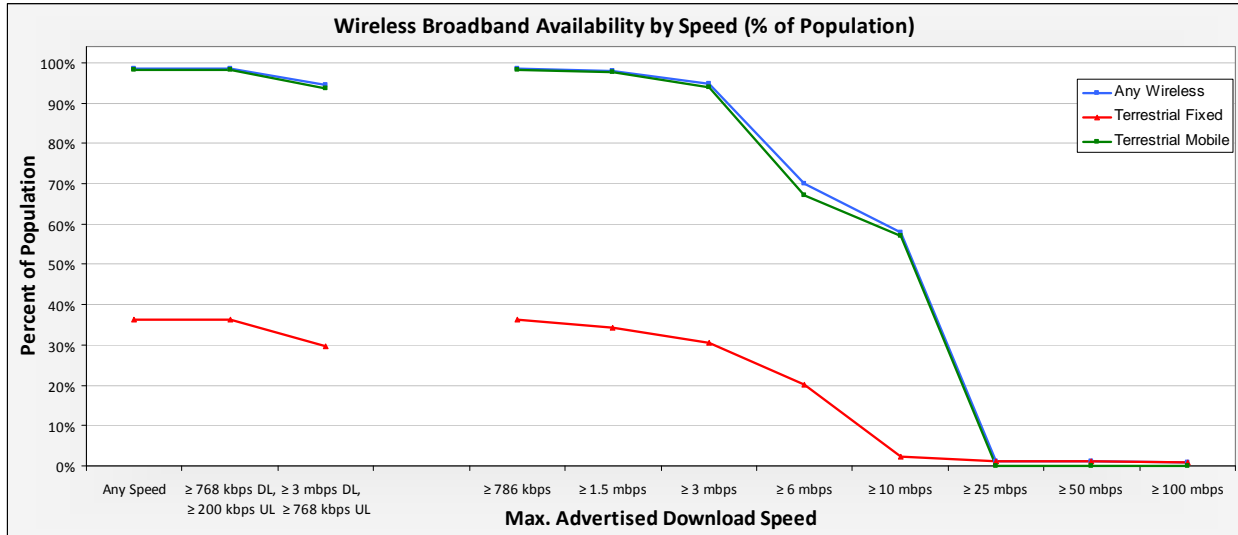
## Graph: Wireline Technology

This graph illustrates the percent of population nationwide with access to wireline technologies, by speed tier.



**Graph: Wireless Technology**

This graph illustrates the percent of population nationwide with access to wireless technologies, by speed tier.



## Nationwide Availability of Broadband Speed (Download, Upload) by Technology Type

Technology	Any Speed				BB Speed > 768 DL / 200 UL				BB Speed > 3 DL / 768 UL			
	HHU	% Margin of Error (+ / -)	Pop	% Margin of Error (+ / -)	HHU	% Margin of Error (+ / -)	Pop	% Margin of Error (+ / -)	HHU	% Margin of Error (+ / -)	Pop	% Margin of Error (+ / -)
<b>Any Technology</b>	99.35%	0.38%	99.49%	0.29%	99.35%	0.38%	99.49%	0.29%	97.99%	0.60%	98.26%	0.49%
<b>Wireline</b>	95.11%	0.00%	95.41%	0.00%	95.11%	0.00%	95.41%	0.00%	92.03%	0.00%	92.47%	0.00%
<b>DSL</b>	87.75%	0.00%	87.96%	0.00%	87.75%	0.00%	87.96%	0.00%	76.79%	0.00%	76.77%	0.00%
<i>Asymmetric</i>	87.63%	0.00%	87.85%	0.00%	87.63%	0.00%	87.85%	0.00%	76.60%	0.00%	76.59%	0.00%
<i>Symmetric</i>	19.27%	0.00%	19.87%	0.00%	19.27%	0.00%	19.87%	0.00%	9.99%	0.00%	10.19%	0.00%
<b>Copper</b>	30.98%	0.00%	32.80%	0.00%	30.98%	0.00%	32.80%	0.00%	28.33%	0.00%	30.15%	0.00%
<b>Cable</b>	82.55%	0.00%	83.32%	0.00%	82.55%	0.00%	83.32%	0.00%	80.39%	0.00%	81.26%	0.00%
<i>DOCSIS 3.0</i>	59.85%	0.00%	60.37%	0.00%	59.85%	0.00%	60.37%	0.00%	59.35%	0.00%	59.83%	0.00%
<i>Cable Other</i>	28.80%	0.00%	29.19%	0.00%	28.80%	0.00%	29.19%	0.00%	26.35%	0.00%	27.00%	0.00%
<b>Fiber</b>	16.65%	0.00%	17.25%	0.00%	16.65%	0.00%	17.25%	0.00%	16.51%	0.00%	17.13%	0.00%
<b>BPL</b>	0.09%	0.00%	0.08%	0.00%	0.09%	0.00%	0.08%	0.00%	0.01%	0.00%	0.01%	0.00%
<b>Any Wireless</b>	98.03%	1.33%	98.53%	0.98%	98.03%	1.33%	98.53%	0.98%	93.88%	1.88%	94.55%	1.52%
<i>Terrestrial Fixed</i>	35.34%	3.91%	36.42%	3.86%	35.34%	3.91%	36.42%	3.86%	28.27%	3.06%	29.55%	3.05%
<i>Unlicensed</i>	31.25%	3.81%	32.37%	3.80%	31.25%	3.81%	32.37%	3.80%	24.45%	2.93%	25.75%	2.96%
<i>Licensed</i>	12.72%	1.14%	12.99%	1.13%	12.72%	1.14%	12.99%	1.13%	8.52%	0.74%	8.75%	0.74%
<i>Terrestrial Mobile</i>	97.83%	1.37%	98.37%	1.02%	97.83%	1.37%	98.37%	1.02%	93.03%	1.89%	93.76%	1.55%
<b>Other</b>	0.00%	0.00%	0.00%	0.00%	0.00%	0.00%	0.00%	0.00%	0.00%	0.00%	0.00%	0.00%

## Nationwide Availability of Broadband Download Speed by Technology Type

Technology	BB Speed > 768 mbps DL				BB Speed > 1.5 mbps DL				BB Speed > 3 mbps DL				BB Speed > 6 mbps DL			
	HHU	% Margin of Error (+ / -)	Pop	% Margin of Error (+ / -)	HHU	% Margin of Error (+ / -)	Pop	% Margin of Error (+ / -)	HHU	% Margin of Error (+ / -)	Pop	% Margin of Error (+ / -)	HHU	% Margin of Error (+ / -)	Pop	% Margin of Error (+ / -)
<b>Any Technology</b>	99.35%	0.38%	99.49%	0.29%	99.19%	0.43%	99.37%	0.33%	98.41%	0.50%	98.65%	0.41%	93.44%	0.39%	94.12%	0.40%
<b>Wireline</b>	95.11%	0.00%	95.41%	0.00%	94.84%	0.00%	95.16%	0.00%	93.81%	0.00%	94.24%	0.00%	91.32%	0.00%	91.87%	0.00%
<b>DSL</b>	87.75%	0.00%	87.96%	0.00%	86.90%	0.00%	87.09%	0.00%	81.52%	0.00%	81.55%	0.00%	69.51%	0.00%	69.70%	0.00%
<i>Asymmetric</i>	87.63%	0.00%	87.85%	0.00%	86.78%	0.00%	86.97%	0.00%	81.35%	0.00%	81.38%	0.00%	69.26%	0.00%	69.46%	0.00%
<i>Symmetric</i>	19.27%	0.00%	19.87%	0.00%	16.51%	0.00%	16.95%	0.00%	9.99%	0.00%	10.19%	0.00%	2.77%	0.00%	2.91%	0.00%
<b>Copper</b>	30.98%	0.00%	32.80%	0.00%	30.72%	0.00%	32.54%	0.00%	28.33%	0.00%	30.16%	0.00%	14.18%	0.00%	15.13%	0.00%
<b>Cable</b>	82.55%	0.00%	83.32%	0.00%	82.43%	0.00%	83.22%	0.00%	82.31%	0.00%	83.10%	0.00%	81.65%	0.00%	82.42%	0.00%
<i>DOCSIS 3.0</i>	59.85%	0.00%	60.37%	0.00%	59.85%	0.00%	60.37%	0.00%	59.84%	0.00%	60.36%	0.00%	59.79%	0.00%	60.33%	0.00%
<i>Cable Other</i>	28.80%	0.00%	29.19%	0.00%	28.66%	0.00%	29.07%	0.00%	28.52%	0.00%	28.94%	0.00%	27.78%	0.00%	28.19%	0.00%
<b>Fiber</b>	16.65%	0.00%	17.25%	0.00%	16.63%	0.00%	17.23%	0.00%	16.59%	0.00%	17.19%	0.00%	16.42%	0.00%	17.04%	0.00%
<b>BPL</b>	0.09%	0.00%	0.08%	0.00%	0.09%	0.00%	0.08%	0.00%	0.01%	0.00%	0.01%	0.00%	0.00%	0.00%	0.00%	0.00%
<b>Any Wireless</b>	98.03%	1.33%	98.53%	0.98%	97.48%	1.53%	98.08%	1.15%	94.02%	1.87%	94.68%	1.51%	67.88%	2.80%	70.05%	2.74%
<i>Terrestrial Fixed</i>	35.34%	3.91%	36.42%	3.86%	32.97%	3.76%	34.15%	3.73%	29.22%	3.28%	30.46%	3.27%	18.98%	1.86%	20.23%	1.93%
<i>Unlicensed</i>	31.25%	3.81%	32.37%	3.80%	28.87%	3.61%	30.07%	3.61%	25.25%	3.14%	26.50%	3.16%	15.45%	1.83%	16.69%	1.91%
<i>Licensed</i>	12.72%	1.14%	12.99%	1.13%	10.47%	1.04%	10.66%	1.03%	8.80%	0.80%	9.04%	0.81%	6.04%	0.39%	6.13%	0.40%
<i>Terrestrial Mobile</i>	97.83%	1.37%	98.37%	1.02%	97.13%	1.57%	97.80%	1.18%	93.12%	1.88%	93.85%	1.54%	64.84%	2.52%	67.05%	2.51%
<b>Other</b>	0.00%	0.00%	0.00%	0.00%	0.00%	0.00%	0.00%	0.00%	0.00%	0.00%	0.00%	0.00%	0.00%	0.00%	0.00%	0.00%



Technology	BB Speed > 10 mbps DL				BB Speed > 25 mbps DL				BB Speed > 50 mbps DL				BB Speed > 100 mbps DL			
	HHU	% Margin of Error (+ / -)	Pop	% Margin of Error (+ / -)	HHU	% Margin of Error (+ / -)	Pop	% Margin of Error (+ / -)	HHU	% Margin of Error (+ / -)	Pop	% Margin of Error (+ / -)	HHU	% Margin of Error (+ / -)	Pop	% Margin of Error (+ / -)
<b>Any Technology</b>	90.17%	0.33%	90.97%	0.35%	62.93%	0.06%	63.66%	0.06%	53.92%	0.05%	54.57%	0.05%	26.15%	0.04%	26.84%	0.04%
<b>Wireline</b>	88.40%	0.00%	89.12%	0.00%	62.60%	0.00%	63.33%	0.00%	53.61%	0.00%	54.26%	0.00%	25.87%	0.00%	26.57%	0.00%
<b>DSL</b>	51.86%	0.00%	52.11%	0.00%	4.41%	0.00%	4.37%	0.00%	0.01%	0.00%	0.01%	0.00%	0.00%	0.00%	0.00%	0.00%
<i>Asymmetric</i>	51.23%	0.00%	51.49%	0.00%	4.37%	0.00%	4.34%	0.00%	0.01%	0.00%	0.01%	0.00%	0.00%	0.00%	0.00%	0.00%
<i>Symmetric</i>	1.81%	0.00%	1.87%	0.00%	0.05%	0.00%	0.05%	0.00%	0.00%	0.00%	0.00%	0.00%	0.00%	0.00%	0.00%	0.00%
<b>Copper</b>	12.58%	0.00%	13.55%	0.00%	1.16%	0.00%	1.03%	0.00%	0.36%	0.00%	0.32%	0.00%	0.11%	0.00%	0.11%	0.00%
<b>Cable</b>	79.32%	0.00%	80.15%	0.00%	58.52%	0.00%	59.12%	0.00%	49.77%	0.00%	50.32%	0.00%	23.39%	0.00%	24.19%	0.00%
<i>DOCSIS 3.0</i>	59.60%	0.00%	60.13%	0.00%	56.79%	0.00%	57.38%	0.00%	49.77%	0.00%	50.32%	0.00%	23.39%	0.00%	24.19%	0.00%
<i>Cable Other</i>	24.97%	0.00%	25.50%	0.00%	1.94%	0.00%	1.95%	0.00%	0.03%	0.00%	0.02%	0.00%	0.00%	0.00%	0.00%	0.00%
<b>Fiber</b>	14.86%	0.00%	15.35%	0.00%	13.76%	0.00%	14.27%	0.00%	13.33%	0.00%	13.88%	0.00%	4.42%	0.00%	4.37%	0.00%
<b>BPL</b>	0.00%	0.00%	0.00%	0.00%	0.00%	0.00%	0.00%	0.00%	0.00%	0.00%	0.00%	0.00%	0.00%	0.00%	0.00%	0.00%
<b>Any Wireless</b>	56.07%	2.42%	57.90%	2.41%	1.20%	0.15%	1.20%	0.15%	1.04%	0.11%	1.05%	0.12%	0.95%	0.10%	0.97%	0.10%
<i>Terrestrial Fixed</i>	2.38%	0.29%	2.39%	0.30%	1.20%	0.15%	1.20%	0.15%	1.04%	0.11%	1.05%	0.12%	0.95%	0.10%	0.97%	0.10%
<i>Unlicensed</i>	1.96%	0.20%	1.96%	0.20%	1.00%	0.12%	1.02%	0.13%	0.86%	0.09%	0.88%	0.10%	0.10%	0.04%	0.10%	0.03%
<i>Licensed</i>	1.58%	0.18%	1.57%	0.18%	0.95%	0.09%	0.96%	0.09%	0.94%	0.08%	0.94%	0.08%	0.86%	0.06%	0.87%	0.07%
<i>Terrestrial Mobile</i>	55.08%	2.30%	56.91%	2.29%	0.00%	0.00%	0.00%	0.00%	0.00%	0.00%	0.00%	0.00%	0.00%	0.00%	0.00%	0.00%
<b>Other</b>	0.00%	0.00%	0.00%	0.00%	0.00%	0.00%	0.00%	0.00%	0.00%	0.00%	0.00%	0.00%	0.00%	0.00%	0.00%	0.00%